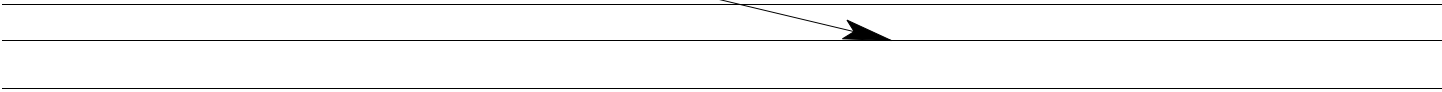
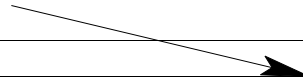


F

Line 5 through top paper and foam only!

G



2

F

WB-G

Masking Tape
Cutout

1

G

0


E

F



Lines 4 and 6 through top paper only!

Spar Alignment Line



Masking Tape
Cutout

Top Paper & Foam removed. Bottom paper is NOT cut through.

E

WB-F

F

D

E

Phillips tip point crease between lines 2 -5



Masking Tape
Cutout

Wing Center Line

D

Masking Tape
Cutout

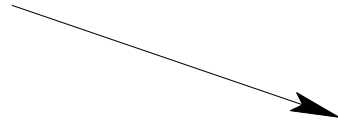
WB-E

E

C

D

Phillips tip point crease between lines 2 & 5



**Masking Tape
Cutout**

Wing Center Line

**Masking Tape
Cutout**

C

WB-D

D

B

C

Lines 4 and 6 through top paper only!

Spar Alignment Line

Masking Tape
Cutout

Top Paper & Foam removed. Bottom paper is NOT cut through.

B

WB-C

C

A

B

Line 5 through top paper and foam only!

6

5

4

3

2

1

A 0

WB-B

Masking Tape
Cutout

B

Masking Tape
Cutout

Top paper only

A

Cutoff Point

Masking Tape
Cutout

Pin
Prick

Masking Tape
Cutout

WB-A

A

